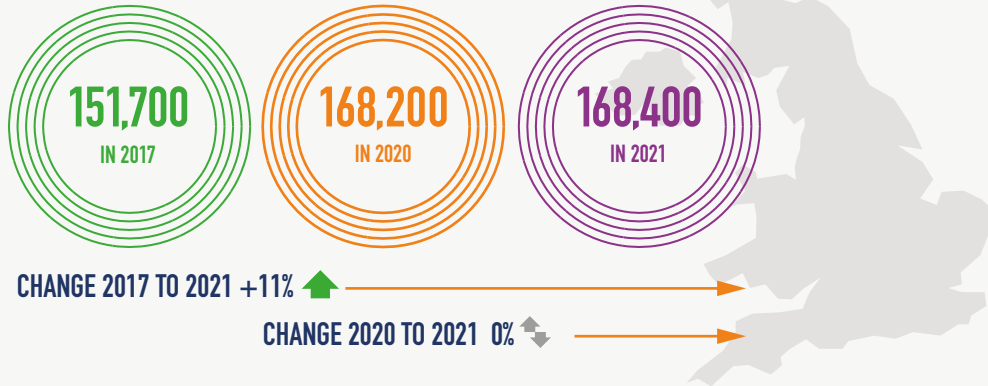
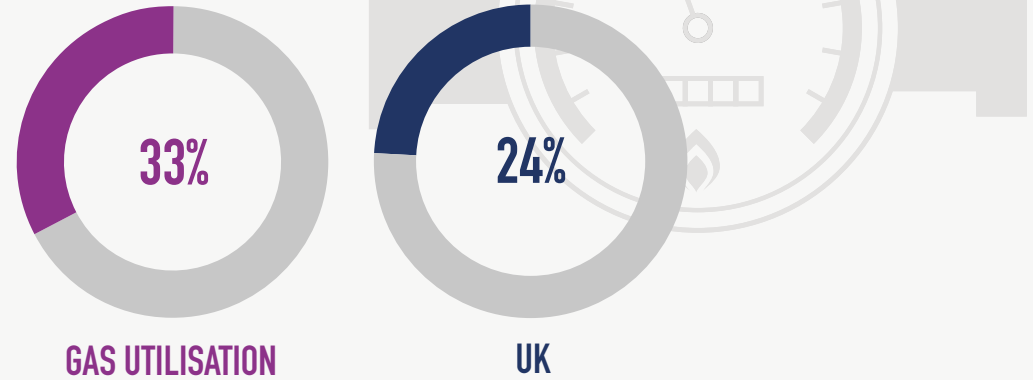


TOTAL EMPLOYMENT

THE UK GAS UTILISATION INDUSTRY EMPLOYED:



% OF VACANCIES THAT ARE SKILLS SHORTAGES 2019:



Business Register and Employment Survey, ONS & NISRA.

UK Employer Skills Survey, 2019, Department for Education

TOP THREE OCCUPATIONAL GROUPS



Energy & Utility Skills estimate based on Labour Force Survey (ONS) 4-quarter average (January-December 2021).

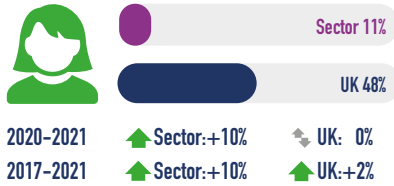
FORECAST NUMBER OF VACANCIES 2020-2029



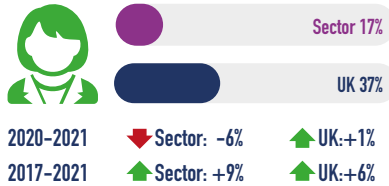
Workforce Renewal and Skills Strategy: 2020-2025, Energy & Utility Skills.

PERCENTAGE OF GAS UTILISATION INDUSTRY WORKFORCE - FEMALE

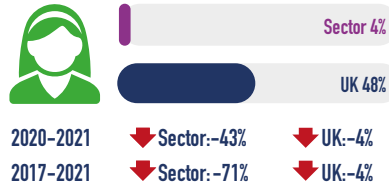
% OF WORKFORCE FEMALE



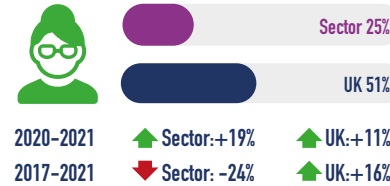
MANAGERS, DIRECTORS AND SENIOR OFFICIALS



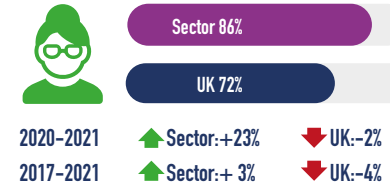
PROFESSIONAL OCCUPATIONS



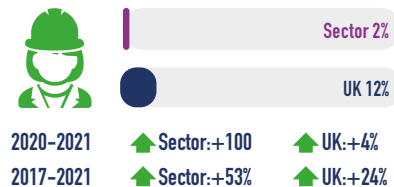
ASSOCIATE PROFESSIONAL AND TECHNICAL OCCUPATIONS



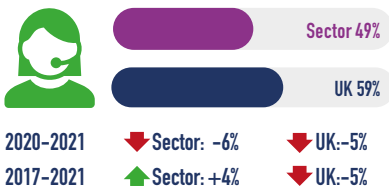
ADMINISTRATIVE AND SECRETARIAL OCCUPATIONS



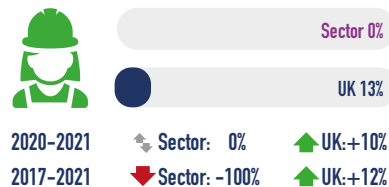
SKILLED TRADES OCCUPATIONS



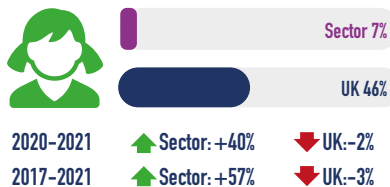
SALES AND CUSTOMER SERVICE OCCUPATIONS



PROCESS, PLANT AND MACHINE OPERATIVES

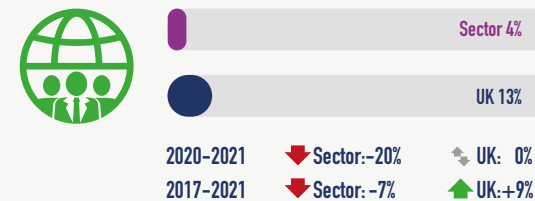


ELEMENTARY OCCUPATIONS

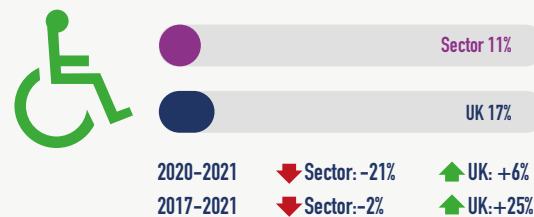


Annual Population Survey, January to December of each year, ONS (accessed through NOMIS).

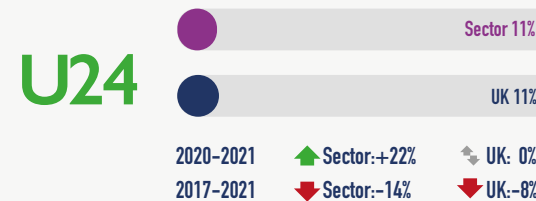
PERCENTAGE OF GAS UTILISATION WORKFORCE - ETHNIC MINORITY



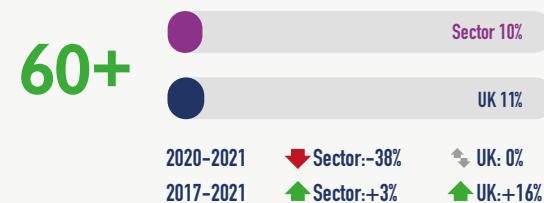
PERCENTAGE OF GAS UTILISATION WORKFORCE - DISABLED



PERCENTAGE OF GAS UTILISATION WORKFORCE - AGED 16-24



PERCENTAGE OF GAS UTILISATION WORKFORCE - 60+



PERCENTAGE OF GAS UTILISATION WORKFORCE - EU NATIONALS



PERCENTAGE OF GAS UTILISATION WORKFORCE - NON-EU NATIONALS



Sector workforce = Energy & Utility Skills estimate based on Labour Force Survey (ONS) 4-quarter average (January-December 2021).

UK workforce = Annual Population Survey, January to December of each year, ONS (accessed through NOMIS).