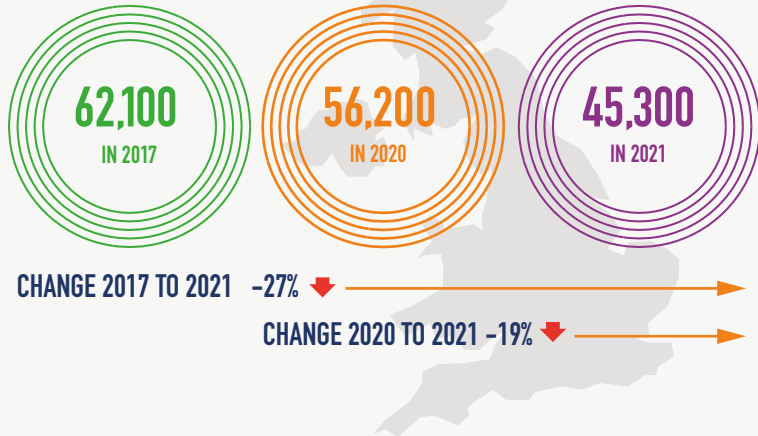
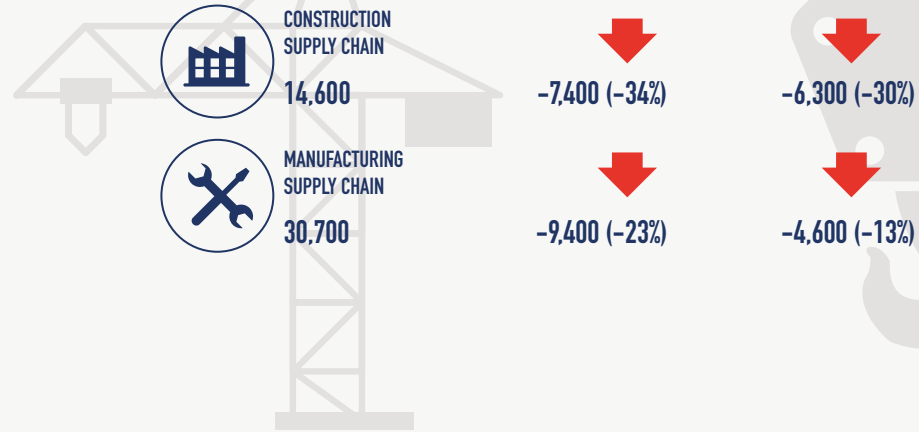


TOTAL EMPLOYMENT

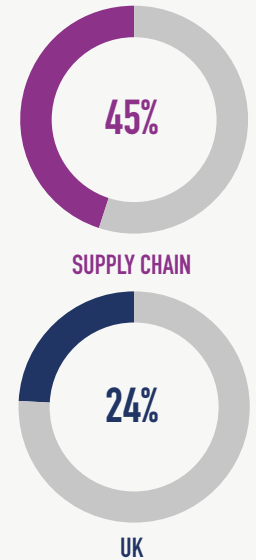
THE ENERGY & UTILITIES SUPPLY CHAIN INDUSTRY EMPLOYED:



IN THE FOLLOWING AREAS IN 2021:



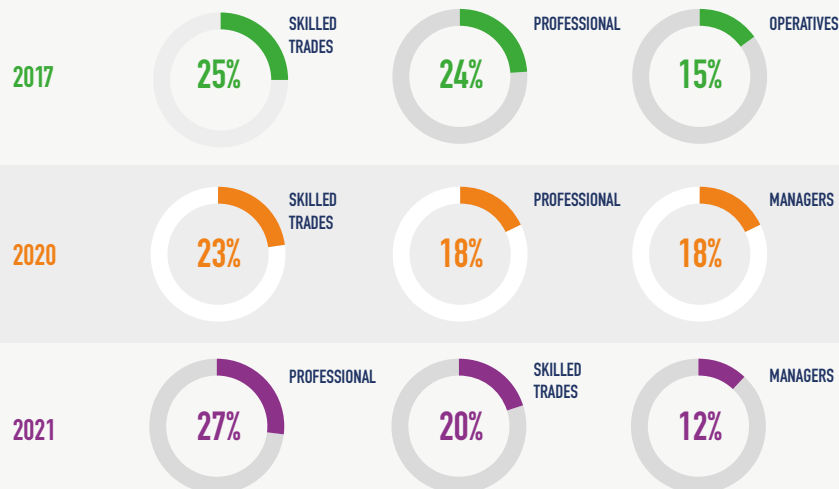
% OF VACANCIES THAT ARE SKILLS SHORTAGES 2019:



Business Register and Employment Survey, ONS & NISRA.

UK Employer Skills Survey, 2019, Department for Education

TOP THREE OCCUPATIONAL GROUPS



Energy & Utility Skills estimate based on Labour Force Survey (ONS) 4-quarter average (January-December 2021).

FORECAST NUMBER OF VACANCIES 2020-2029

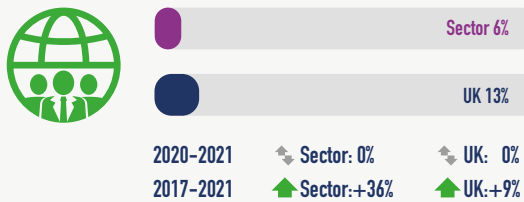


Workforce Renewal and Skills Strategy: 2020-2025, Energy & Utility Skills.

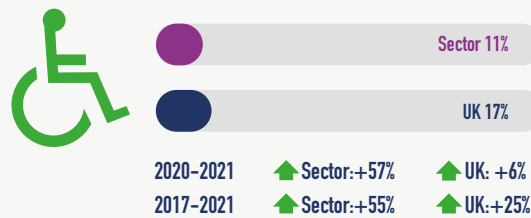
PERCENTAGE OF ENERGY & UTILITIES SUPPLY CHAIN INDUSTRY WORKFORCE - FEMALE



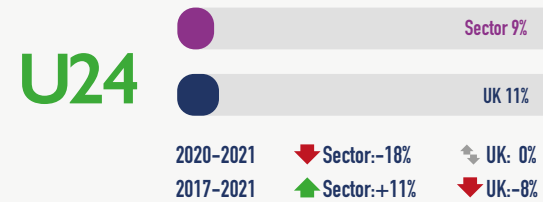
PERCENTAGE OF ENERGY & UTILITIES SUPPLY CHAIN INDUSTRY WORKFORCE - ETHNIC MINORITY



PERCENTAGE OF ENERGY & UTILITIES SUPPLY CHAIN INDUSTRY WORKFORCE - DISABLED



PERCENTAGE OF ENERGY & UTILITIES SUPPLY CHAIN INDUSTRY WORKFORCE - AGED 16-24



PERCENTAGE OF ENERGY & UTILITIES SUPPLY CHAIN INDUSTRY WORKFORCE - 60+



PERCENTAGE OF ENERGY & UTILITIES SUPPLY CHAIN INDUSTRY WORKFORCE - EU NATIONALS



PERCENTAGE OF ENERGY & UTILITIES SUPPLY CHAIN INDUSTRY WORKFORCE - NON-EU NATIONALS



Sector workforce = Energy & Utility Skills estimate based on Labour Force Survey (ONS) 4-quarter average (January-December 2021).

UK workforce = Annual Population Survey, January to December of each year, ONS (accessed through NOMIS).