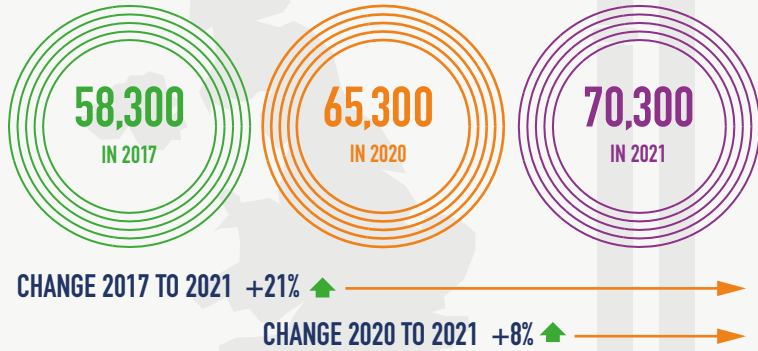
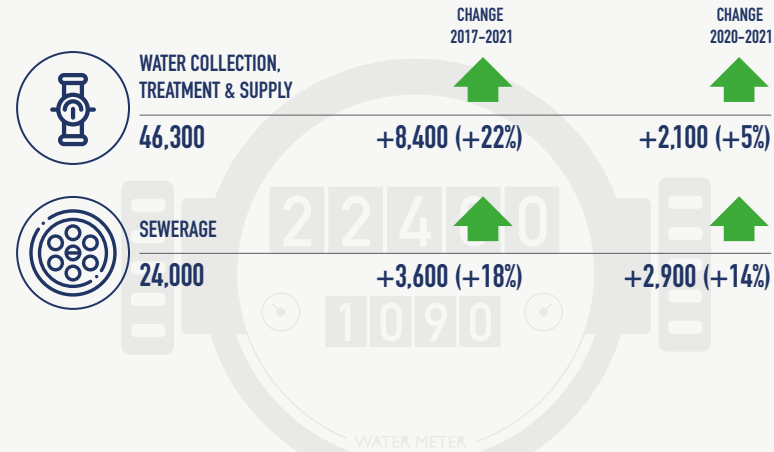


TOTAL EMPLOYMENT

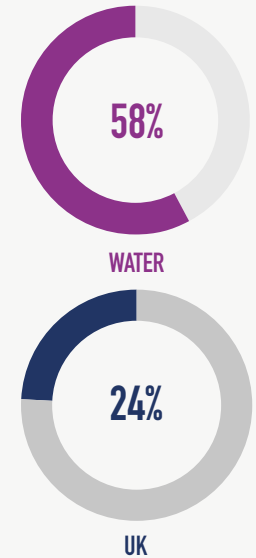
THE UK WATER INDUSTRY EMPLOYED:



IN THE FOLLOWING AREAS IN 2021:



% OF VACANCIES THAT ARE SKILLS SHORTAGES 2019:



Business Register and Employment Survey, ONS & NISRA.

UK Employer Skills Survey, 2019, Department for Education

TOP THREE OCCUPATIONAL GROUPS



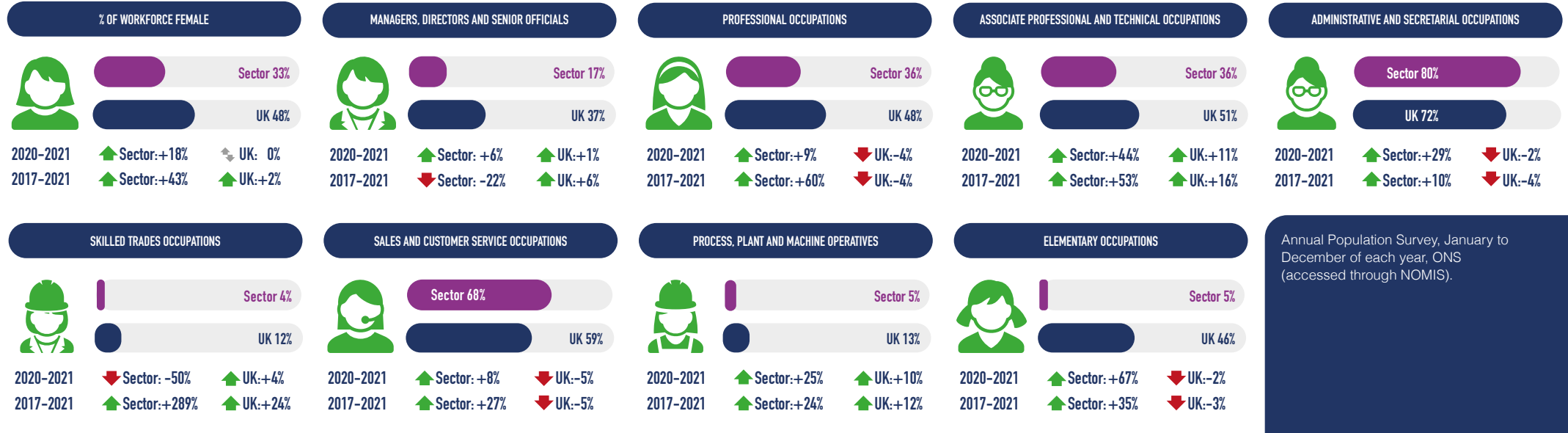
Energy & Utility Skills estimate based on Labour Force Survey (ONS) 4-quarter average (January-December 2021).

FORECAST NUMBER OF VACANCIES 2020-2029

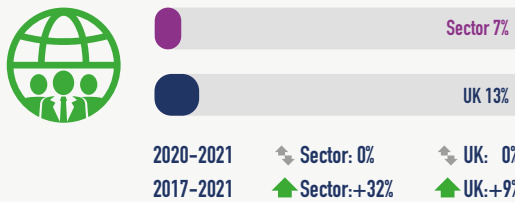


Workforce Renewal and Skills Strategy: 2020-2025, Energy & Utility Skills.

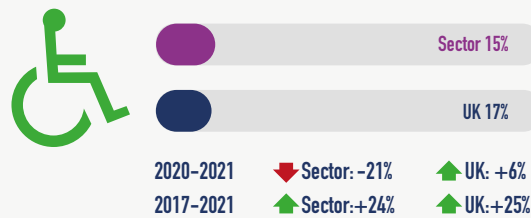
PERCENTAGE OF WATER INDUSTRY WORKFORCE - FEMALE



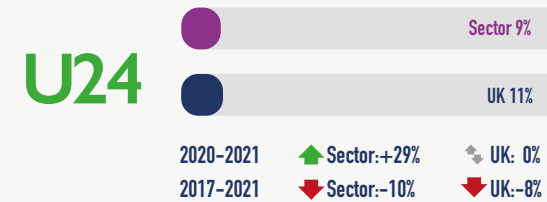
PERCENTAGE OF WATER WORKFORCE - ETHNIC MINORITY



PERCENTAGE OF WATER WORKFORCE - DISABLED



PERCENTAGE OF WATER WORKFORCE - AGED 16-24



PERCENTAGE OF WATER WORKFORCE - 60+



PERCENTAGE OF WATER WORKFORCE - EU NATIONALS



PERCENTAGE OF WATER WORKFORCE - NON-EU NATIONALS



Sector workforce = Energy & Utility Skills estimate based on Labour Force Survey (ONS) 4-quarter average (January-December 2021).

UK workforce = Annual Population Survey, January to December of each year, ONS (accessed through NOMIS).